

A large white and red ship is docked in a shipyard. The ship is positioned in a dry dock, supported by wooden blocks. The shipyard floor is wet and reflective. To the left, there are metal structures and scaffolding. The background shows other parts of the shipyard and a clear sky.

# Our Shipyard Network

SHIPLINK Shipyard Network comprises of a number of carefully selected Ship repair Yards worldwide, that we have worked with them several times in the past and have successfully completed a number of Dry-dockings and Ship-repairs for a number of Greek and other International Clients.

Worldwide locations for dry-docking of Ships include North Europe, Baltic Sea, Greece, Turkey, Romania, the Middle East, Singapore and China, as the most commonly favored places for Dry-dockings and Ship-repairs.



1, Kanari Str., Piraeus, Greece, GR 18537,  
Tel: +30 210 4533763

[sales@shiplink.gr](mailto:sales@shiplink.gr) [www.shiplink.gr](http://www.shiplink.gr)



# Exclusive Agents

## EU – Greece – Cyprus



**荣成新霞修船有限公司**  
RONGCHENG STONESTAR SHIP REPAIR CO., LTD

DRY DOCKS						
Dock name	Type	Inner Length	Inner Width	Max Draft(M)	Capacity(DWT)	Crane(T)
No.1	Dry dock	205	38	7.5	50000	40t*1,25t*1
No.2	Dry dock	240	38	7.5	80000	40t*1,25t*1
No.3 Pending	Dry dock	270	45	12.6	100000	40t*1,25t*1
No.4 Pending	Dry dock	300	54	13.1	150000	40t*1,25t*1

WORKSHOP AND OTHER FACILITIES	
Items	Main Facilities
Grit Blasting and Tank Coating	Air Compressor Station
	Air Compressors
	Chery Picker
	Dehumidifier
Steelwork	Vacuum Collector
	Plasma CNC Cutting Machine
	400ton Hydraulic Press 400
	CO2 Welding Machine
	CNC 3-Roll Rolling Machine
Machinery	Automatic Submerged Arc Welding Machine
	Drilling Machine
	Milling Machine
	Hole Boring Machine
15t*25m / 25t*44m / 40t*44m / 150t*73m / 200t*79.2m	

# GREECE



## DRY DOCK FACILITIES

DOCK	DOCK TYPE	MAX LENGTH [m]	MAX WIDTH [m]	LIFTING CAPACITY(t)	QTY OF CRANES	LOCATION
AVLIS	FLOATING DOCK	195	33.5	14000	2X10T	Avlida, Euboea
VATHI	FLOATING DOCK	151	21	4400	2X3T	Avlida, Euboea
FLOATING DOCK 1	FLOATING DOCK	232	34	22000	VARIOUS UP TO 100T	Ampelakia, Salamina
IGNATIOS	FLOATING DOCK	99.6	28.6	4500	VARIOUS UP TO 100T	Ampelakia, Salamina
NO.3	FLOATING DOCK	254	35	25000	20, 25 & 40T CRANES	Ermoupoli, Syros
NO.1	FLOATING DOCK	235	33.5	14000	20, 25 & 40T CRANES	Ermoupoli, Syros
FLOATING DOCK No1	FLOATING DOCK	164	22.8	7500	2X5T	Elefsis, Attica
FLOATING DOCK No2	FLOATING DOCK	230	32.2	18000	2X18T	Elefsis, Attica
FLOATING DOCK No3	FLOATING DOCK	276	40	28000	2X12T	Elefsis, Attica
FD PIREAUS I	FLOATING DOCK	202	31	15000	1X5T 1X8T	Perama, Attica
FD PIREAUS II	FLOATING DOCK	113	18	4000	1X3T 1X5T	Perama, Attica
FD PIREAUS III	FLOATING DOCK	240	35	22000	1X30T 1X15T	Perama, Attica
DD I	GRAVING DOCK	140	18.5		1X3T 1X15T	Piraeus
DD II	GRAVING DOCK	85	12.5		1X3T 1X15T	Piraeus





## Facilities

No. 1: 380 x 105 m (Drydock)

No. 2: 380 x 40 m (Drydock)

Berth: 600 x 50 m

Gantry crane: 132 x 70 m, 500 T

Gantry crane: 236 x 80 m, 900 T

Outfitting quay: 1171 x 580 m

No. 3: 236 x 47 m (Floating dock)

LWT : 30000T

Lifting Capacity : 1 SET x 50T



Available berth 2680M, dock capacity 880K DWT, flexible accommodation availability in both bases.



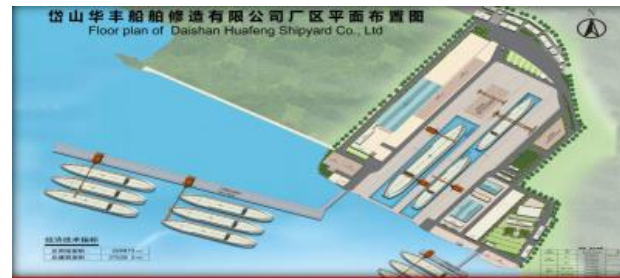
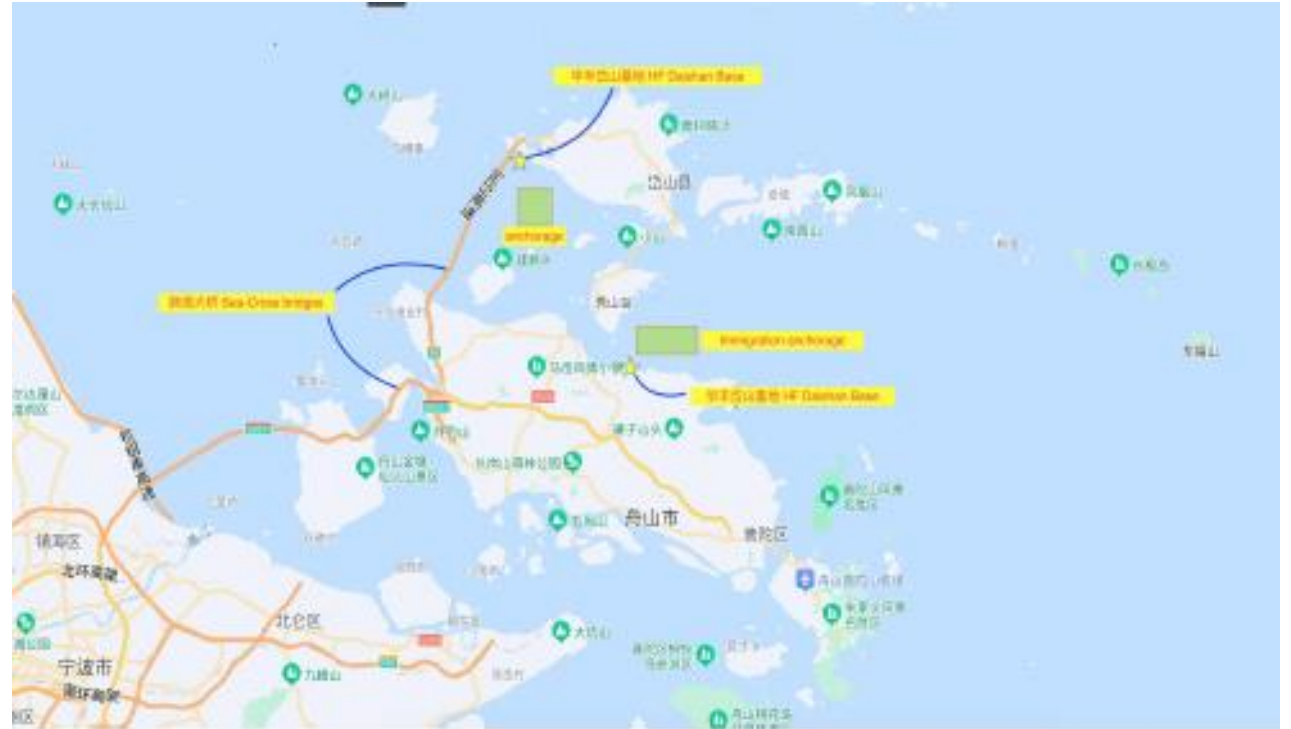
Sufficient manpower: 1000 yard staffs + 4500 subcontractors




Equipped with 6 tugs, 120 sets cherry picker, CNC Lathe capacity 110 tons, shore crane Max. capacity 200T



Deep waters 10-14.5M, high dock-block 1.9M, no tide-waiting, spacious dock space underneath flat bottom.



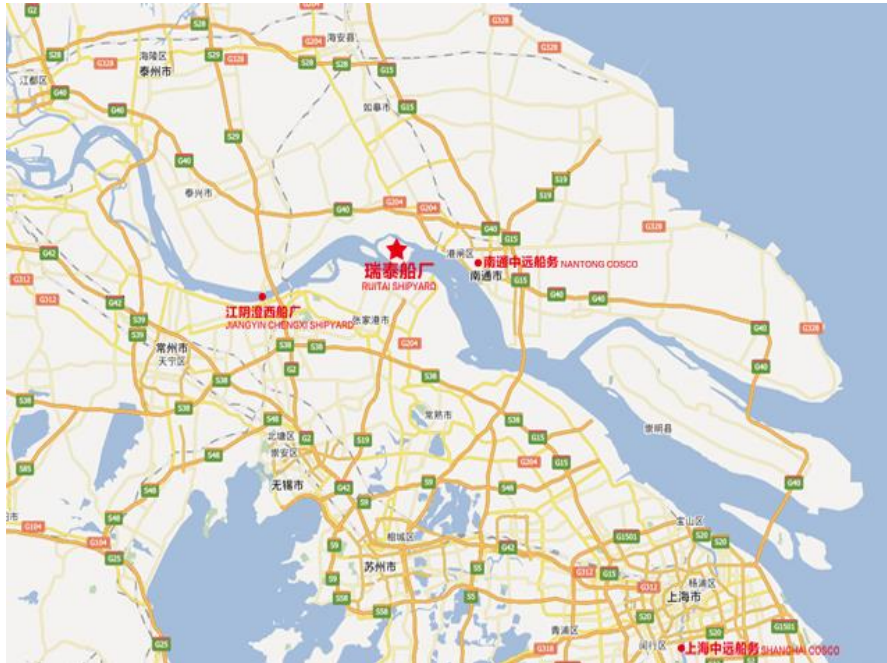
泊位 Berths			
	NO	Capacity (DWT/Length)	Shore crane
舟山华丰 Zhoushan Huafeng	No.1 berth	200,000 DWT 382m	50T×2sets
	No.2 berth	80,000 DWT 270m	50T×2sets
	No.3 berth	300,000 DWT 410m	50T×2sets
岱山华丰 Daishan Huafeng	No.1 berth	80,000 DWT 220m	50T×1set, 75T×1set
	No.2 berth	300,000 DWT 680m X 2	30T×1set, 50T×2sets



干船坞 Grave docks			
	NO	Size(DWT/L*B*D)	Shore crane
舟山华丰 Zhoushan Huafeng	No.1 dock	100,000DWT	150T×1set
		302×45×13.5	50T×1set
舟山华丰 Zhoushan Huafeng	No.2 dock	400,000DWT	150T×1set
		420×68×14.5	50T×1set 25T×1set
岱山华丰 Daishan Huafeng	No.1dock	80,000DWT	40T×1set
		560×40×9	75T×1set
岱山华丰 Daishan Huafeng	No.2 dock	300,000DWT 360×68×9	50T×2sets



南通瑞泰船务工程有限公司  
RUITAI NANTONG SHIPYARD CO.,LTD.



Shore crane: 200T\*1set  
Hydraulic flat car : 200T\*2set  
Cherry picker :40set  
Float Crane: 60 T / 15 T 27 M

“Ruitai” dock  
Lx B: 200M \* 34M  
Lift capacity : 13,000T  
With crane : 15T\*2sets

“Rugao” dock  
Lx B: 240M \* 35M  
Lift capacity : 18,000T  
With crane : 50T\*1sets 50T\*1sets



## Services in China related to Drydocking – Repairs –Retrofits

### Services include:

Ship Agency  
On site Attendance  
UTM Inspections  
Various Class Approved Services  
Sludge & slop disposal  
SPRO service  
PSC Assistance

### Spares & Service Contractors for:

Automation & Control  
Turbochargers  
Overhauling for various systems  
DG & ME Engine Repairs  
On-site repairs and maintenance  
Various Workshop repairs  
Reconditioning of critical parts





	SFN DOCK 1 <i>Graving</i>	SFN DOCK 2 <i>Floating</i>
LENGTH (M)	240	282
INNER WIDTH (M)	42	47
CAPACITY (DWT)	90.000	120.000
SIZE	Post Panamax	Aframax
TOTAL QUAY LENGTH		3500m

- |                                |                           |
|--------------------------------|---------------------------|
| 1-General Directorate Building | 18-Compressor Building    |
| 2-Naval Projects Building      | 19-Quay 1                 |
| 3-Social Facility              | 20-Floating Dock          |
| 4-Car Park                     | 21-Plate Stock Field      |
| 5-Warehouse                    | 22-Ship Building Workshop |
| 6-Pre-Production Workshop      | 23-Slipway                |
| 7-Aluminium Workshop           | 24-Dry Dock               |
| 8-Panel Workshop               | 25-Repair Jig Area        |
| 9-CNC Workshop                 | 26-Waste Collection Area  |
| 10-Plate Stock Area            | 27- Electrical Workshop   |
| 11-CNC Workshop                | 28- Quay 2                |
| 12-Piping Workshop             | 29- Quay 3                |
| 13-Paint Workshop              |                           |
| 14-Pipe Outfitting Workshop    |                           |
| 15-Mechanical Repair Workshop  |                           |
| 16-Grid Warehouse              |                           |
| 17-Piping Workshop             |                           |



### STANDS FOR ASSEMBLING AND LAUNCHING VESSELS

Two assembly lines Cp-1A and Cp-1B for mounting, moving and launching vessels:

- max hull length – 125.00 m
- max hull width – 18.80 m
- max weight – 2500 t

Assembly track Cp-1A is served by Peiner crane 20 t

Assembly track Cp-1B is served by: 2 off “KONE” jib cranes of lifting capacities – 2×80 t

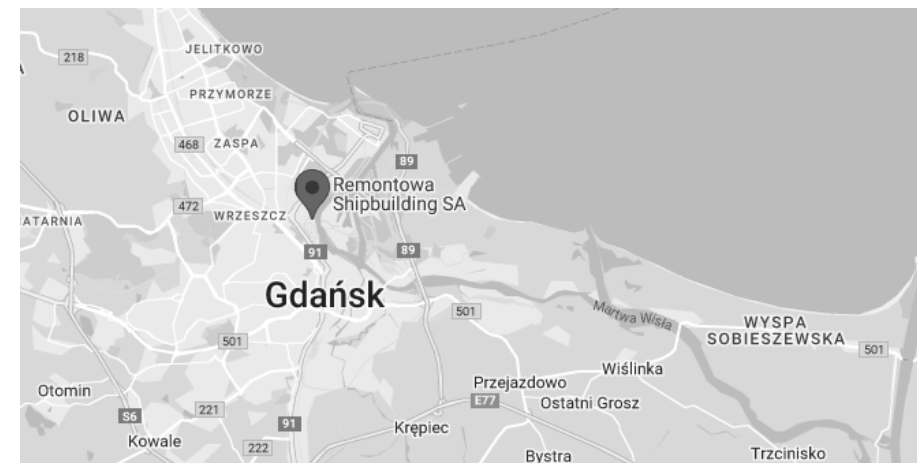
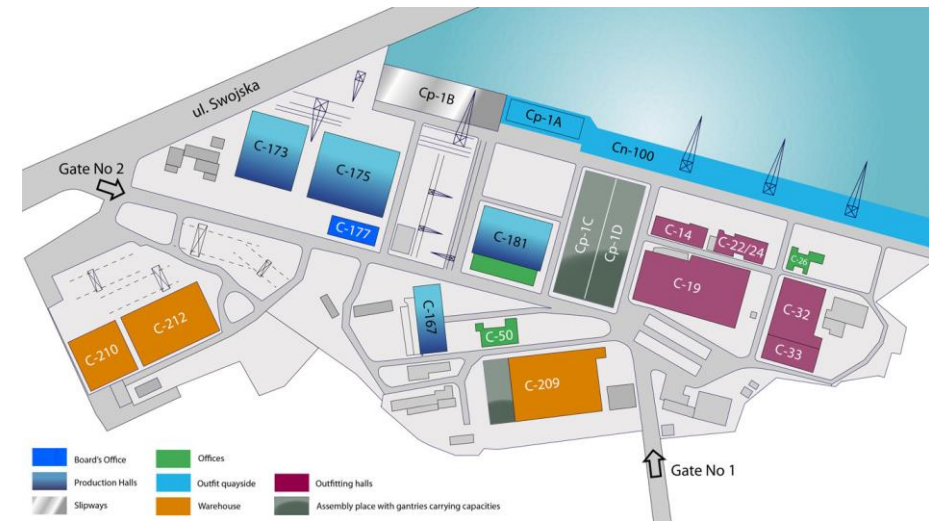
Additionally, there is possibility of launching vessels using floating cranes:

- max hull length – 45.00 m
- max hull width – 12.00 m
- max weight – 450 t

Two assembly lines Cp-1C and Cp-1D for mounting, moving into floating dock or pontoon and launching vessels:

- max hull length – 140.00 m
- max hull width – 27.00 m
- max weight – 3 500 t

served by gantry crane 300 t and PEINER crane 12,50 t



## DOCK 1

303 x 45 x 7 m

## DOCK 4

145 x 30 x 8 m

(dock pit 6.2 x 6.2 x 2.4m)

## DOCK 2

280 x 44 x 7 m

(dock pit 6.2 x 6.2 x 2.4m)

## DOCK 3

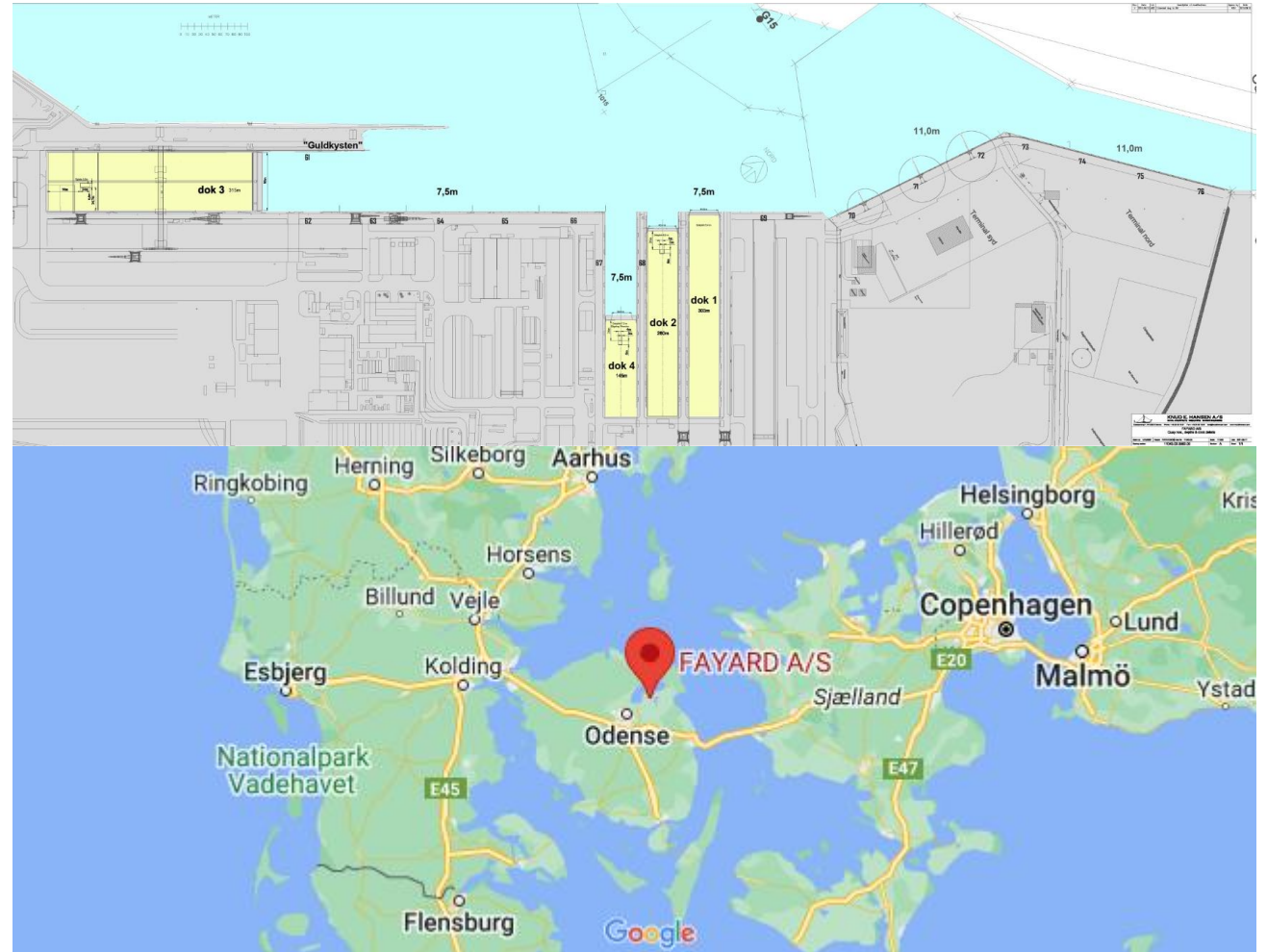
335/415 x 90 x 8 m

(dock pits 14.0 x 6.0 x 3.5m and 9.0 x 6.0 x 3.5m)

## DOCK 4

145 x 30 x 7 m

(dock pit 6.2 x 6.2 x 2.4m)





Dry dock for vessels up to 144 x 23,5 m



A slipway for vessels up to 60x12 m, under construction



Quay 150 m.



**ASTILLEROS**  
**GUADALQUIVIR**  
REPAIR, CONVERSION & SHIPBUILDING  
PULCHRA MARE GROUP



## **REPNAVAL** Shipyards

**REPNAVAL** is a shipyard specialized in repairs, conversions and maintenance of ships weighing up to 5500 MT in dry dock. Its facilities are equipped with 5 slipways ready to dry dock ships of maximum dimensions of 123 meters long and 21 meters wide.

In our facilities we have also a 120 meters long fitting pier with a maximum draught of 7 meters. This infrastructure allows us to provide a floating repair service without dry docking.

We have at our facilities various types of machinery, from lathes, fixed and portable boring machines, honing machines, an ultrasound machine, state-of-the-art machinery for mobile alignment and laser honing. Everything required to provide an efficient service.

Environmental and Occupational Health and Safety REPNAVAL's commitment is to render maximum quality services in keeping with labor risks prevention and eco-friendly activities.





**CMR Tunisia Ship Repairs**

## **Our Services**



**4 graving docks**

Up to Panamax



**Integrated Shipyard**

400 trained workers



**Ideal Location**

In the Mediterranean Sea



**Competitive prices**

And customer oriented service